

HÄFELE HOME

The practical and the stylish.

Creating beautiful kitchens -
from the inside, out.





Häfele believes that the perfect home is about more than just great looks. It is also about creating a space that perfectly combines style with function, and is tailor made to suit you and your lifestyle.

This is the Häfele philosophy. Creating individual, inspiring, functional spaces that have a positive impact on the way you live. Together with our Partners, we have the knowledge and expertise to make your home smart, organised, flexible and future proof. Simply a better place to be.

OUR PREMIUM SUPPLY PARTNERS

KESSEBÖHMER



ninka[®]



Visit our Website

The practical and the stylish.

Create a beautiful kitchen - from the inside, out.

A well thought-out kitchen with functional fittings can save so much time and space. Discover our range of storage solutions that enable you to keep what you need perfectly in view and within easy reach when you need it.

Pull-Out Pantry Storage

P1



One gentle pull - and the entire contents of your pantry is in full view - from top to bottom! These pull-out fittings are engineered to make maximum use of the full width and depth of the cabinet.

Underbench Storage

P7



With well thought-out underbench storage solutions, it's easy to fetch out what you want, or check the contents/labels of a product at a glance. These space and time saving solutions are a smart choice.

Laundry Organisation

P25



The laundry is a busy space in most family homes. Make use of pull-out laundry baskets and ironing boards so you can keep the floor space clear of baskets and optimise use of space.

Waste Systems

P29



Choose between integrated pull-out waste bins with separation systems already set up for recycling or a range of traditional door mounted waste options.

Overhead Storage

P17



Overhead cabinets are often valuable un-used space. Make optimal use of every inch of kitchen storage space with fittings that make access to overhead cabinets easy and convenient.

Corner Storage

P19



A corner unit makes use of space that would otherwise be wasted. In just one smooth and elegant movement you have a clear overview and easy access to everything in your corner space - such as pots and pans.

Drawer Organisation

P36



Kitchen drawers are used daily. It's essential to choose a drawer organiser that is easy-clean, offers ample space for the contents of the drawer and is designed to last.

Benchtop Accessories

P39



Keep benchtops protected from hot cooking equipment, and frequently used kitchen utensils organised for a clutter free space. Or allow for much needed power points in your island bench with a pop-up power dock.

Premium Product

Made in Germany.

Dispensa Pantry

A VIEW FROM TOP TO BOTTOM.

The **Dispensa** Pull-Out Pantry - storage for easy access. Each tray or basket can be individually hung at a height to suit the contents, making **Dispensa** a flexible solution providing a lot of storage with a very small footprint. The entire height and width of the unit can be fully utilised. All the contents, even on the top-most shelf, are in clear view – from either side!

KESSEBÖHMER DISPENSA PANTRY

- > Features: Powder coated grey finish
German made quality
Shelf heights can be adjusted to suit needs
Soft and gentle closing action
Max. weight capacity (kg): 100
- > Shelf dimensions (mm): **Dispensa 170** 100 x 465 x 97 (WxDxH)
Dispensa 300 250 x 465 x 97 (WxDxH)
Dispensa 400 350 x 465 x 97 (WxDxH)
- > Supplied with: 5 shelves
- > Note: Carcass sold separately.

For cabinet width (mm)	SKU.	Art. No.
170	2011029	495.07.443
300	2011028	495.07.442
400	2011027	495.07.441

ADDITIONAL SHELVES FOR DISPENSA PANTRY

For cabinet width (mm)	SKU.	Art. No.
170	296979	495.34.080
300	296980	495.34.081
400	296981	495.34.082



OVERVIEW AND TRANSPARENCY

With one gentle pull the **entire contents of the cabinet from top to bottom** is in full view from both sides.



SPACE EFFICIENT

Dispensa makes the most **efficient use of space** compared to pull-out drawers thanks to not having sides.



SMOOTH OPERATION

With a gentle pull the entire contents glides out of the cabinet, while SoftStopp technology ensures a **smooth open and close motion**.



INDIVIDUAL ADJUSTMENT

Easily **change shelving heights** to suit the contents of your cupboard.



GERMAN QUALITY

Dispensa is unsurpassed when it comes to German **quality, smooth action, reliability and durability**.



Economy Pantry Unit

THE ECONOMICAL SOLUTION.



PULL-OUT PANTRY SOFT CLOSE

- > Features: Chrome finish
Shelf heights can be adjusted to suit your needs
See and access the entire contents in a glance
Max. weight capacity (kg): 90
- > Supplied with: Runners, pull out frame, 5 baskets
- > Note: Additional baskets not sold separately for this model.
Carcass sold separately.

For cabinet width (mm)	SKU.	Art. No.
300	2011039	495.07.467
400	182735	495.36.001

Premium Product

Made in Germany.



OVERVIEW AND TRANSPARENCY

With one gentle pull the **entire contents of the cabinet from top to bottom** is in full view from both sides.



LARGE CAPACITY

Tandem Solo is a popular solution due to its large capacity of **up to 80kg**.



SMOOTH OPERATION

With a gentle pull the entire contents glides out of the cabinet, while SoftStopp technology ensures a **smooth open and close motion**.



INDIVIDUAL ADJUSTMENT

Easily **change shelving heights** to suit the contents of your cupboard.



GERMAN QUALITY

Tandem Solo is unsurpassed when it comes to German **quality, smooth action, reliability and durability**.

Tandem Solo

THE ENTIRE PANTRY IN JUST A GLANCE.



Opening the door draws the fitting automatically out of the unit, so the contents come out to meet you. **Tandem Solo** allows maximum use of space and easy access to the contents - meaning nothing is forgotten at the back of the cupboard. Welded shelf hooks ensure strength and stability. Users can also choose and change the position of the hook-on trays.

KESSEBÖHMER TANDEM SOLO

- > Features: Powder coated grey finish
German made quality
Shelf heights can be adjusted to suit your needs
See and access the entire contents in a glance
Max. Weight capacity (kg): 80
- > Supplied with: 5 shelves
- > Note: Additional baskets are available for this model.
Carcass sold separately.

For cabinet width (mm)	SKU.	Art. No.
450	2011032	495.07.445

Premium Product

Made in Germany.



OVERVIEW AND TRANSPARENCY

With one gentle pull the **entire contents of the cabinet from top to bottom** is in full view from both sides.



LARGE CAPACITY

Tandem Solo is a popular solution due to its large capacity of **up to 80kg**.



SMOOTH OPERATION

With a gentle pull the entire contents glides out of the cabinet, while SoftStopp technology ensures a **smooth open and close motion**.



INDIVIDUAL ADJUSTMENT

Easily **change shelving heights** to suit the contents of your cupboard.



GERMAN QUALITY

Tandem Solo is unsurpassed when it comes to German **quality, smooth action, reliability and durability**.

Tandem Pantry

OPTIMAL STORAGE SPACE AND ACCESS.



The secret to **Tandem's** optimal overview is the use of door storage. Based upon the same design principle as a fridge, **Tandem** makes use of the door for easy access of frequently used items. As the door is opened the shelving inside the pantry glides out on smooth German quality runners, bringing the contents out to meet YOU.

KESSEBÖHMER TANDEM PANTRY

- > Features: Powder coated grey finish
German made quality
Shelf heights can be adjusted to suit your needs
See and access the entire contents in a glance
450mm Cabinet
Max Weight 70 kg (20kg Door / 50kg Pull-Out)
600mm Cabinet
Max weight 85 kg (25kg Door / 60kg Pull-Out)
- > Supplied with: 6 shelves
- > Note: Carcass sold separately.

For cabinet width (mm)	SKU.	Art. No.
450	2011031	495.07.446
600	2011030	495.07.444

Premium Product

Made in Germany.



OVERVIEW AND TRANSPARENCY

With one gentle pull the **entire contents of the cabinet from top to bottom** is in full view from both sides.



SPACE EFFICIENT

The Dispensa Junior makes the most **efficient use of space** compared to pull out drawers thanks to not having sides.



SMOOTH OPERATION

With a gentle pull the entire contents glides out of the cabinet, while SoftStopp technology ensures a smooth open and close motion.



INDIVIDUAL ADJUSTMENT

Easily **change shelving heights** to suit the contents of your cupboard.



GERMAN QUALITY

Dispensa Junior is unsurpassed when it comes to German **quality, smooth action, reliability and durability.**

Dispensa Junior

ULTRA CONVENIENT STORAGE.



The **Dispensa Junior** - storage for easy access. Each tray or basket can be individually hung at a height to suit the contents, making **Dispensa** a flexible solution providing a lot of storage with a very small footprint. The entire height and width of the unit can be fully utilised. It makes best use of available space, and supports good organisation and fast access.

KESSEBÖHMER DISPENSA JUNIOR

- > Features: Powder coated grey finish
German made quality
Shelf heights can be adjusted to suit your needs
See and access the entire contents in a glance
Soft and gentle closing action
Max. weight capacity (kg): 28
- > Shelf dimensions (mm): 250 x 465 x 97 (WxDxH)
- > Supplied with: Complete set includes 2 trays.
- > Note: Special un-drilled doors are available.
Carcass sold separately.

For cabinet width (mm)	SKU.	Art. No.
300	284181	495.35.021

Premium Product

Made in Germany.



OVERVIEW AND TRANSPARENCY

No. 15 is a popular solution for **spices, baking trays, cleaning products** and items that need to be near-by when cooking.



SPACE EFFICIENT

No. 15 **transforms an unusable space** into functional storage. The fitting makes the most efficient use of space compared to pull out drawers.



SMOOTH OPERATION

With a gentle pull the entire contents glides out of the cabinet, while SoftStopp technology ensures a smooth open and close motion.



GERMAN QUALITY

No. 15 is unsurpassed when it comes to German **quality, smooth action, reliability and durability.**

No.15 Pull-Out

BRILLIANT USE OF NARROW GAPS.



In a lot of kitchens, valuable storage space goes unused. Turn these spaces into useful extra storage, with one of Kesseböhmer's **No.15** base unit pull-outs which are just 15cm wide. Installed beside the cooker, a No.15 would be an ideal place to store herbs and spices or other cooking essentials. Unlike other slim storage solutions - No.15 makes full use of the entire width and depth of the cabinet space for optimal storage. The high quality chrome fitting lends even the smallest kitchen cabinets that special touch of elegance.

KESSEBÖHMER NO.15 PULL-OUT

- > Features: Chrome finish
German made quality
Soft and gentle closing action
Load capacity (kg): 12
- > Shelf dimensions (mm): 104 x 465 x 37 (WxDxH)
- > Supplied with: Complete set includes 2 trays
- > Note: Special un-drilled doors are available.
Carcass sold separately.

Version	SKU.	Art. No.
Baking Tray	2011025	495.07.451
2-Tier	284180	495.35.020

Premium Product

Made in Germany.



OVERVIEW AND TRANSPARENCY

With one gentle pull the **entire contents of the cabinet from top to bottom** is in full view from both sides.



SPACE EFFICIENT

The Cooking Agent makes the most **efficient use of space** compared to pull out drawers thanks to having no sides. This also allows viewing and access from both sides.



SMOOTH OPERATION

With a gentle pull the entire contents glides out of the cabinet, while SoftStopp technology ensures a smooth open and close motion.



INDIVIDUAL ADJUSTMENT

Easily **change and arrange** organisational components to suit your needs.



GERMAN QUALITY

Cooking Agent is unsurpassed when it comes to German **quality, smooth action, reliability and durability.**

Cooking Agent

BRILLIANT USE OF NARROW GAPS.



Organise your **Cooking Agent** however you like. Storage components are food-safe, made from easy care materials and can be easily detached, cleaned and re-arranged. The full-extension pull-out features smooth gliding action and has everything you need for spices, oils and sauces, chopping boards, knives, even plates and bowls - the 'every day' cooking essentials. The sturdy railing and movable dividers hold bottles and jars securely in place for ultimate convenience - saving you time.

KESSEBÖHMER COOKING AGENT

- > Features: Powder coated grey finish
German made quality
Removable compartments
Dishwasher safe
300mm external pull-out
Base mounted
Load capacity (kg): 12
- > Supplied with: Complete set includes extension 1 frame, 2 trays,
1 cutlery holder, 2 hanging baskets, 1 bottle holder,
2 scoops.
- > Note: Special un-drilled doors available

For cabinet width (mm)	SKU.	Art. No.
300	284182	495.35.022

Premium Product

Made in Germany.



OVERVIEW AND TRANSPARENCY

Turn your cupboard into a cleaning centre. Store your cleaning products in a **basket that lifts out as you clean.**



SPACE EFFICIENT

Cleaning Agent has **ample space for cleaning materials** and the shallow top layer lets you organise sponges, brushes and other implements.



SMOOTH OPERATION

Pull the whole caddy out with one finger. Close it with a gentle push. Thanks to SoftStopp, closing is smooth, controlled and silent.



EASY CARE

All plastic elements are **detachable and dishwasher safe** for easy cleaning.



GERMAN QUALITY

Cleaning Agent is unsurpassed when it comes to German **quality, smooth action, reliability and durability.**

Cleaning Agent

PICK-UP AND GO CLEANING.




Cleaning has never been easier. Pull the whole caddy out with one finger. Close it with a gentle push; thanks to SoftStopp, closing is gentle, controlled and silent. **Cleaning Agent** serves as a practical organiser for cleaning material, so they're always ready on hand when you need them. Totally practical, extremely compact and manufactured to the highest standards, Cleaning Agent includes practical features and ample space for cleaning materials. The shallow top layer lets you organise sponges, brushes and other implements.

KESSEBÖHMER CLEANING AGENT

- > Features: Portable 'lift + go' baskets
German made quality
All plastic elements are detachable for easy cleaning and are dishwasher safe.
Easy to install by screw fixing to the base of a cabinet.
- > Dimensions (mm): 298 x 480 x 480 (WxDxH)
- > Supplied with: Full extension frame, 2 removable storage sets

For cabinet width (mm)	SKU.	Art. No.
300	228642	549.24.982



1



2



3



4



5

Economy Underbench Accessories

THE ECONOMICAL SOLUTIONS.

- 1 - 150MM SOFT CLOSE PULL OUT** Side mounted pull out storage unit with two fixed baskets. To suit cabinet width (mm): 200 | Finish: Chrome | Dimensions (mm): 455 x 110 x 480 HxWxD | Shelf Dimensions (mm) 450 x 90 x 95 LxWxH | Capacity: 8kg per shelf **SKU 182716 Art. No. 495.35.005**
- 2 - UNDERSINK SINGLE PULL OUT** Suitable for use in conjunction with the undersink pull out caddy. Also suitable for use on its own. Finish: Chrome plated | Dimensions (mm): 94 x 180 x 452 HxWxD **SKU 228641 Art. No. 549.24.299**
- 3 - SLIDE OUT TOWEL RACK 2-ARM** Extendable rail for kitchen or bathroom. Can be under mounted or side mounted. Installation (mm): 460 x 78 DxH | Finish: Silver anodised **SKU 182724 Art. No. 495.05.003**
- SLIDE OUT TOWEL RACK 3-ARM** Extendable rail for kitchen or bathroom. Can be under mounted or side mounted. Installation (mm): 460 x 138 DxH | Finish: Silver anodised **SKU 182725 Art. No. 495.05.004**
- 4 - 300MM DOUBLE UNDERBENCH PULL OUT** Full extension frame and two suspension baskets. Side mounted for ease during installation. To suit cabinet width (mm): 300 (height 600mm) | Finish: Chrome plated | Dimensions (mm): 600 x 300 x 470 HxWxD | Shelf Dimensions (mm): 480 x 200 x 95 LxWxH | Capacity: 8kg per shelf **SKU 182733 Art. No. 495.35.003** *Additional baskets can not be purchased separately for this model.
- 5 - UNDERSINK DOUBLE TRAY PULL OUT** Ideal for under sink cleaning products. For cabinet width (mm): 300 | Can be mounted left or right handed. | Finish: Chrome | Dimensions (mm): 420 x 235 x 470 HxWxD **SKU 182734 Art. No. 495.35.004**

Coloured Quartz Sinkware

Our range of stunning coloured Quartz sinkware is handmade in Germany from 80% Quartz and 20% Acrylic. Coloured Quartz sinkware is designed to last in your hard-working kitchen - with heat, scratch and stain resistant properties to ensure it looks good for many years.

Sink surfaces that are anything but surface deep.



Heat Resistant.
Not temperature sensitive.



Impact Resistant.
Tough & resistant material.



Dirt Repellent.
The dirt simply rolls off.



Food Stains
Food stains less permanent.



Made to Last.
Extremely durable.




Food Safe.
Absolutely safe & healthy.



Odour Free.
Leaves the surface free of smells.



Hygienic.
Non-porous finish leaves no place for bacteria to thrive.



Ask for a copy of the catalogue to learn about the full range of sinkware.

Premium Product

Made in Germany.



OVERVIEW AND TRANSPARENCY

iMove brings previously un-reachable items into **easy access**, allowing you to make **full use of every inch** of precious kitchen storage.



LARGE CAPACITY

iMove effortlessly glides **up to 8kg** from the cupboard.



SMOOTH OPERATION

A gentle pull glides the entire contents out of the cabinet. **Operate with just one hand**, once in position the iMove locks safely into place.



GERMAN QUALITY

iMove is unsurpassed when it comes to German **quality, smooth action, reliability and durability**.

iMove

THE INTELLIGENT PULL DOWN SYSTEM.



A pull-down system that floats the contents of your wall unit gently down into easy reach. The **iMove** and all its contents are pulled downwards and outwards in one effortless movement. The contents of the top shelves are now easier to reach than the bottom shelf of the wall unit.

KESSEBÖHMER iMOVE

- > Features: White finish
German made quality
Once in position, the iMove locks safely into place.
Max. Weight capacity (kg): 8
- > Supplied with: Complete set includes one tray.

For cabinet width (mm)	SKU.	Art. No.
600	284187	495.35.200

Premium Product

Made in Germany.



OVERVIEW AND TRANSPARENCY

To ensure the best possible access, **trays move** out of the cabinet **independently to each other.**



LARGE CAPACITY

The LeMans is an extremely robust storage system with a **load capacity of up to 25kg per tray.**



MORE STORAGE

Up to 70% more storage area than a base unit with pull-out drawers next to the blind corner!



INDIVIDUAL ADJUSTMENT

Easily **change shelving heights** to suit the contents of your cupboard.



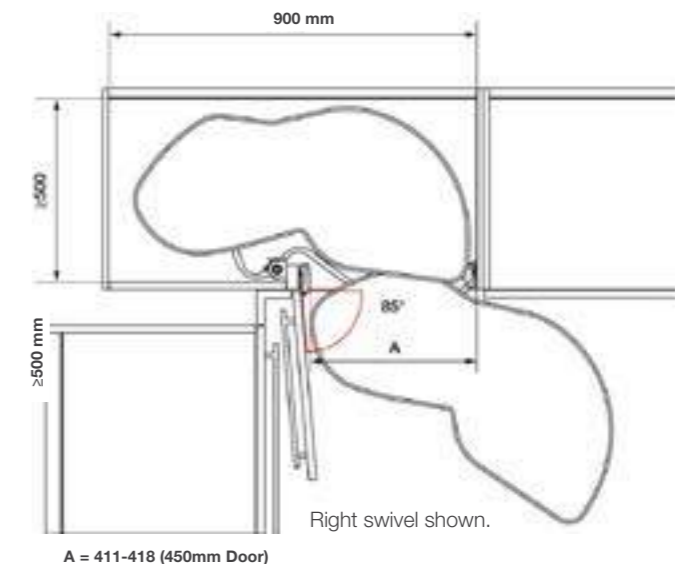
GERMAN QUALITY

LeMans is unsurpassed when it comes to **German quality, smooth action, reliability and durability.**

LeMans Corner

MAKE USE OF WASTED CORNER SPACE.

The ergonomic shape of the shelves of our stunning **LeMans** corner unit means it can offer up to 70% more storage area than a base unit with pull-out drawers next to the blind corner. The controlled and perfect fluid sequence of movements is a seamless combination of turning and swinging.



KESSEBÖHMER LEMANS CORNER

- > Features: Powder coated grey finish
German made quality
Trays move independently to ensure best possible access
Max. weight capacity (kg): 25 per shelf
- > Supplied with: 2 shelves, supports and hardware.
- > Note: Carcass and doors sold separately.

Version	SKU.	Art. No.
Left hand	2011033	495.07.447
Right hand	2011034	495.07.448

Premium Product

Made in Germany.



OVERVIEW AND TRANSPARENCY

To ensure the best possible access, the back trays are drawn forward into view as the cupboard is opened.



LARGE CAPACITY

The Magic Corner is an extremely robust storage system with a load capacity of up to 18kg per unit (rear unit).



SPACE EFFICIENT

The Magic Corner makes the most efficient use of previously unusable corner space, allowing you to maximise your kitchen storage.



INDIVIDUAL ADJUSTMENT

Easily change shelving heights to suit the contents of your cupboard.



GERMAN QUALITY

Magic Corner is unsurpassed when it comes to German quality, smooth action, reliability and durability.

Magic Corner

MAKE USE OF WASTED CORNER SPACE.



The name says it all. Although this has less to do with magic than clever thinking and technical refinement! **Magic Corner** is capable of housing two complete cabinet equipments beside each other in only one corner cabinet. With one movement, the intelligent sliding technology simultaneously drives the front and pull out rack into viewing and full access. As one would expect of our products, this occurs in a flowing, silent train of motion. Even closing is a simple function: a small push is sufficient - then SoftStopp takes care of closing. Quiet and smooth.

KESSEBÖHMER MAGIC CORNER

- > Features: Chrome finish frame with chrome shelving and "Ice White" base with anti-slip coating. German made quality. Back trays are drawn forwards as the cupboard is opened. Soft closing technology. Max. weight capacity (kg): 18 per shelf (back)
- > Supplied with: 4 Trays (2 front + 2 back), extension frame with mounting hardware.
- > Note: Carcass and doors sold separately.

Version	SKU	Art. No.
Left hand	2011035	495.07.449
Right hand	2011036	495.07.450

Premium Product

Made in Germany.



Mondo Corner

THE REVOLVING CORNER UNIT.

The unique feature of **Mondo** sees the doors pivot and rotate with the shelves, giving you full and uninterrupted access to the entire shelf. Then when you have finished accessing the unit - the soft-close mechanism will allow the doors to close smoothly and silently, while anti-slip shelves ensure the contents remain in place.

NINKA MONDO CORNER

- > Features: Grey finish
Adjustable shelving heights.
Doors pivot and rotate with the shelves inside the cabinet.
Soft closing technology
Max. weight capacity (kg): 25 per shelf
For cabinet width 900 x 900 mm
- > Supplied with: Complete free-standing unit.

Finish	SKU.	Art. No.
Grey	284183	495.37.010

Economy Corner Units

THE ECONOMICAL SOLUTIONS.



180°
Opening
Angle

180° REVOLVING CORNER UNIT

A practical solution for the corner cupboard in your kitchen with this semicircular revolving corner fitting. Hide away your pots and pans, yet keep them easy to access when you need them.

- > Dimensions (mm): 500-700 x 800 x 570 (HxWxD), Shelf Dimension: 750
- > Capacity: 10 kg per shelf
- > To suit cabinet: CBR 900
- > Supplied with: 2 Chrome plated wire shelves

Finish	SKU.	Art. No.
Chrome	182719	549.40.203



270°
Opening
Angle

270° REVOLVING CORNER UNIT

This ¾ round revolving corner fitting is ideal for maximising shelf usage and access in a difficult corner area.

- > Dimensions (mm): 590-700 x 900 x 900 (HxWxD), Shelf Dimension: 750
- > Capacity: 10 kg per shelf
- > To suit cabinet: CBC 900
- > Supplied with: 2 Chrome plated wire shelves

Finish	SKU.	Art. No.
Chrome	182720	549.40.213

Premium Product

Made in Germany.



Hailo Laundry

MAKE YOUR BUSY LAUNDRY FUNCTIONAL.

The Hailo laundry range features practical laundry fittings designed to make these busy spaces well-organised. A well-organised space makes work quicker and helps to keep a space clean and tidy, while smart pull-out trays with removable baskets make laundry tasks more efficient and are designed to last.



Limited
Check Stock
Availability

HAILO LAUNDRY BASKETS

- > Features: Use in conjunction with the pull-out shelf below.
German made quality
Max. weight capacity (kg): 40
- > Dimensions (mm): 523 x 455 x 305 (WxDxH)
- > Suitable for cabinet (mm): 600 W

Finish	SKU.	Art. No.
Blue plastic	393721	520.06.880



Limited
Check Stock
Availability

HAILO PULL-OUT SHELF

- > Features: Soft-close German made runners.
Max. weight capacity (kg): 40
- > Dimensions (mm): 568 x 510 x 68 (WxDxH)
- > Suitable for cabinet (mm): 600 W

Finish	SKU.	Art. No.
White	393719	520.14.700

Premium Product

Made in Germany.



HAILO LAUNDRY CARRIER

- > Features: Quality European running system. German made quality. Coloured baskets make it easy to separate washing. Designed to be withdrawn from the cabinet whilst the lid remains inside for use as shelf. Mounted to the internal sides of the carcass and incorporates its own concealed soft close runners.
- > Weight capacity: Max. 70kg (35kg per basket)
- > Volume/Capacity: 2 x 33L | 2 x 33L, 1 x 12L, 1 x 2.5L
- > Supplied with: 2 laundry bins

For cabinet width (mm)	SKU.	Art. No.
450	2011018	495.07.459
600	2011017	495.07.458



DRAWER MOUNTED IRONING BOARD

- > Features: Supports automatically extend when the drawer is opened, continuous width adjustment. Folds away.
- > Dimensions (mm): 525 x 820 x 300 (WxDxH)
- > Supplied with: Ironing board with foam lining, and elastic gathering cotton cover.

For cabinet width (mm)	SKU.	Art. No.
400-500	319044	568.60.719



HAILO FOLDING DRYING RACK

- > Features: Externally wall-mounted. Folds away for compact storage.
- > Dimensions (mm): 525 x 820 x 300 (WxDxH)

For cabinet width (mm)	SKU.	Art. No.
600	393723	520.06.710

Limited Check Stock Availability

Premium Product

Made in Germany.

One2Five Waste Separation System

One2Five the hanging waste separation system. The one-piece molded bins are equipped with practical carrying handles which also prevent the waste bags from slipping. Weight capacity is dependent on the drawer runners used.

NINKA ONE2FIVE WASTE SYSTEM

- > Features: Grey finish to match runners
Quality European smooth running system
Lids, plates and pails are 100% recyclable food grade polypropylene
- > Supplied with: 2 x 32 Litre bin pails

Description	SKU.	Art. No.
Door mount 450 mm	2011037	495.07.457



64L
Total Capacity

Premium Product

Made in Germany.



30L
Total Capacity

HAILO EURO CARGO 1 X 30 LITRE SOFT CLOSE

- > Features: Designed to be withdrawn from the cabinet whilst the lid remains inside for use as shelf.
Mounted to the internal sides of the carcass and incorporates concealed soft close runners
- > Volume/Capacity: 1 x 30L
- > Finish: Light grey

For cabinet width (mm)	SKU.	Art. No.
300	391231	502.73.900



76L
Total Capacity

HAILO EURO CARGO 2 X 38 LITRE SOFT CLOSE

- > Features: Designed to be withdrawn from the cabinet whilst the lid remains inside for use as shelf.
Mounted to the internal sides of the carcass and incorporates concealed fully synchronised soft close runners
- > Volume/Capacity: 2 x 38L
- > Finish: Dark grey

For cabinet width (mm)	SKU.	Art. No.
450	391232	503.70.332

Solo Manual Pull Out Waste Bin

Solo is a high quality, European waste bin featuring smooth full extension, bottom mounted runners and a manual pull-out action.

HAILO SOLO 20 WASTE BIN

- > Features: Quality European smooth running system
Full extension, bottom mounted runners
- > Dimensions (mm): 245 x 396 x 427 (WxHxD)
- > Finish: Dark grey

Description	SKU.	Art. No.
Base mount 300 mm	2011019	495.07.456



20L
Total Capacity



91L
Total Capacity

HAILO EURO CARGO WASTE SEPARATION SYSTEM

- > Features: Designed to be withdrawn from the cabinet whilst the lid remains inside for use as shelf.
Mounted to the internal sides of the carcass and incorporates concealed fully synchronised over-extension soft close runners
- > Volume/Capacity: 2 x 38L, 1 x 12L, 1 x 2.5L
- > Finish: Dark grey

For cabinet width (mm)	SKU.	Art. No.
600	391233	503.70.455

Premium Product

Made in New Zealand.

UNIQUE CLIP 'N' CLEAN SYSTEM



40L
Total Capacity

HIDEAWAY CONCEALO PULL-OUT WASTE BIN

- > Features: Active Lid system helps to control odours. Premium Häfele Matrix soft close, over extension runners. Clip'n'Clean technology makes cleaning components simple and easy. Mounted to the internal sides of the carcass and door.
- > Dimensions (mm): 368 x 440 x 525 (WxHxD)
- > Volume/Capacity: 2 x 20L
- > Finish: White

For cabinet width (mm)	SKU.	Art. No.
400	2011022	495.07.455



30L
Total Capacity

HIDEAWAY COMPACT PULL-OUT WASTE BIN

- > Features: High quality ball bearing soft close runners. Can be installed as door pull or handle pull. Top mount and/or side mount options. Liner holders to secure bin liner in place. High strength buckets. Unique air vents maximise bin liner volume.
- > Dimensions (mm): 300 x 310 x 510 (WxHxD)
- > Volume/Capacity: 2 x 15L
- > Finish: White

For cabinet width (mm)	SKU.	Art. No.
350	2011021	495.07.454



40L
Total Capacity

HIDEAWAY COMPACT PULL-OUT WASTE BIN

- > Features: High quality ball bearing soft close runners. Can be installed as door pull or handle pull. Top mount and/or side mount options. Liner holders to secure bin liner in place. High strength buckets. Unique air vents maximise bin liner volume.
- > Dimensions (mm): 268 x 615 x 440 (WxHxD)
- > Volume/Capacity: 1 x 40L
- > Finish: White

For cabinet width (mm)	SKU.	Art. No.
300	2011020	495.07.453

Concelo Pull-Out Waste System

REDEFINES WHAT YOU SHOULD EXPECT FROM YOUR MOST USED APPLIANCE.

The Concelo range has been designed to deliver a waste bin and laundry hamper without compromise. Every element of the range has been engineered and tested to ensure it delivers both the form and function that should be expected from a premium home appliance. Concelo boasts not just a clean design aesthetic, but its Clip 'n' Clean features help keep your bin looking and smelling clean. Managing waste can be a challenge, but Concelo is the easiest bin in the world to keep clean, while its new Active Lid helps control odours. It not only takes all the best features you would expect from Hideaway and improves them, but it totally redefines what you should expect from your bin solution, wherever you need it.

30L
Total Capacity

2 x 15 LITRE DOUBLE SOFT CLOSE

- > Easy installation. Door Mounted.
- > Handle pull
- > Soft close runners
- > Integrated lid in base to seal in odours when closed
- > Dimensions (mm): 330 x 350 x 480 (HxWxD)
- > Finish: White

For cabinet width (mm)	SKU.	Art. No.
400	2011023	503.06.770



30L
Total Capacity

2 x 15 LITRE DOUBLE SOFT CLOSE

- > Easy installation. Base Mounted.
Handle pull (behind hinged doors)
- > Dimensions (mm): 330 x 350 x 480 (HxWxD)
- > Finish: White

For cabinet width (mm)	SKU.	Art. No.
400	182736	495.43.034

30L
Total Capacity

2 x 15 LITRE DOUBLE

- > Easy installation. Door Mounted.
- > Handle pull
- > Integrated lid in base to seal in odours when closed
- > Dimensions (mm): 319 x 350 x 485 (HxWxD)
- > Finish: White

For cabinet width (mm)	SKU.	Art. No.
400	2011024	503.06.761



40L
Total Capacity

2 x 20 LITRE DOUBLE SOFT CLOSE

- > Easy installation. Base Mounted.
Handle pull (behind hinged doors)
- > Dimensions (mm): 420 x 400 x 480 (HxWxD)
- > Finish: White

For cabinet width (mm)	SKU.	Art. No.
450	182737	495.43.035

40L
Total Capacity

2 x 20 LITRE DOUBLE SOFT CLOSE

- > Easy installation. Door Mounted.
- > Handle pull
- > Soft close runners
- > Dimensions (mm): 420 x 400 x 490 (HxWxD)
- > Finish: White

For cabinet width (mm)	SKU.	Art. No.
450	182739	495.43.036





10L
Total Capacity

10 LITRE SWING OUT BIN

- > Screw fixing to side panel. Lid opens with opening of door.
- > Dimensions (mm): 420 x 400 x 400 (HxWxD)
- > For carcass width (mm): 400

Finish	SKU.	Art. No.
Stainless steel	182741	495.43.051



14L
Total Capacity

14 LITRE SWING OUT DOOR MOUNTED BIN

- > Dimensions (mm): 350 x 400 x 350 (HxWxD)
- > For carcass width (mm): 450

Finish	SKU.	Art. No.
White	233646	495.43.052
Stainless steel	233647	495.43.053



Limited
Check Stock
Availability

20L
Total Capacity

20 LITRE SWING OUT DOOR MOUNTED BIN

- > Dimensions (mm): 680 x 370 x 310 (HxWxD)
- > For carcass width (mm): 400

Finish	SKU.	Art. No.
White	187597	495.43.038
Stainless steel	187598	495.43.037



450MM SMART CUTLERY INSERT

- > To suit cabinet width (mm): 450
- > Dimensions (mm): 360 x 475 x 45 (WxDxH)

Finish	SKU.	Art. No.
White	366949	495.42.210
Slate grey	366955	495.42.230



600MM SMART CUTLERY INSERT

- > To suit cabinet width (mm): 600
- > Dimensions (mm): 505 x 475 x 45 (WxDxH)

Finish	SKU.	Art. No.
White	366950	495.42.211
Slate grey	366956	495.42.231



900MM SMART CUTLERY INSERT

- > To suit cabinet width (mm): 900
- > Dimensions (mm): 805 x 475 x 45 (WxDxH)

Finish	SKU.	Art. No.
White	366951	495.42.212
Slate grey	366957	495.42.232

Premium Product
Made in Germany.

Cuisio Cutlery

THE ELEGANT DRAWER INSERT.

A stunning, easy-care organisation system for drawers. **Cuisio** features an elegant translucent plastic base that 'glows' with light and sleek aluminium connecting profiles, as well as a sophisticated clip connection that allows the system to flexibly adapt to different drawer widths.



450MM NINKA CUISIO CUTLERY INSERT

- > To suit cabinet width (mm): 450
- > Dimensions (mm): 375 x 475 x 55 (WxDxH)

Finish	SKU.	Art. No.
White	296971	495.42.080
Black	363012	495.42.170



800MM NINKA CUISIO CUTLERY INSERT

- > To suit cabinet width (mm): 800
- > Dimensions (mm): 720 x 475 x 55 (WxDxH)

Finish	SKU.	Art. No.
White	296974	495.42.084
Black	363015	495.42.174



600MM NINKA CUISIO CUTLERY INSERT

- > To suit cabinet width (mm): 600
- > Dimensions (mm): 520 x 475 x 55 (WxDxH)

Finish	SKU.	Art. No.
White	296972	495.42.082
Black	363013	495.42.172



900MM NINKA CUISIO CUTLERY INSERT

- > To suit cabinet width (mm): 900
- > Dimensions (mm): 820 x 475 x 55 (WxDxH)

Finish	SKU.	Art. No.
White	284186	495.42.078
Black	363016	495.42.175



700MM NINKA CUISIO CUTLERY INSERT

- > To suit cabinet width (mm): 700
- > Dimensions (mm): 620 x 475 x 55 (WxDxH)

Finish	SKU.	Art. No.
White	296973	495.42.083
Black	363014	495.42.173





1



2



3



4

Economy Benchttop Accessories

THE ECONOMICAL SOLUTIONS.

1 - HEAT INSULATION RAIL Easy to use wire shelf for your kitchen benchtop. Prevents heat transfer on the bench from hot pots.

Finish: Chrome **SKU 182721 Art. No. 495.41.100**

2 - 6 PROTECTION RAILS FOR WORKTOP Easy to install protection rails, with adhesive backing tape. Helps keep your benchtop safe.

Finish: Chrome | Length (mm): 300 **SKU 182744 Art. No. 498.50.100**

3 - POP UP POWER DOCK Hide away your plugs for a clear bench. | Finish: Black | Easy to use - just plug and play. | 1 x USB-C, 1 x USB-A, Total output power 30W | Splashproof IP54 rated. | Input: 250V-10A Output: 240V-10A **SKU 2011038 Art. No. 495.07.460**

4 - ANTISLIP MAT For drawers and cupboards, to prevent items from moving. Can easily be cut to suit individual requirements. | Finish: Clear
Dimensions (mm): 500 x 900 **SKU 187599 Art. No. 495.04.500** | Dimensions (mm): 500 x 5000 **SKU 187600 Art. No. 495.04.501**

Internal Drawers

THE INTERIOR LIVING SOLUTION.

Bring your pantry out to you. **Interior Living Internal Drawers** transform hinged door cabinets into discreet pull-out storage, delivering effortless access to everything within. A generous load capacity makes the system ideal for storing pots, pans and pantry items in both under-bench and tall cabinets. Soft-close, full-extension drawer hardware adds a refined finishing touch, while flexible placement options allow the system to adapt to your lifestyle. Cleverly engineered, these internal drawers require no specialist hinge hardware and are suitable exclusively for hinged door cabinets.



INTERNAL DRAWER

- > Load capacity: 35 kg
- > Comes with assembly and drawer hardware, carcass board front, base and back.
- > Includes packers to keep drawer from clashing with doors on standard 110° hinges.
- > Suitable for standard hinge door base and tall cabinets.
- > Can be retrofitted into existing carcasses.
- > Drawer includes square gallery rails.

For cabinet width (mm)	Dimensions H x W x D (mm)	SKU.	Art. No.
450	140 x 417 x 500	407334	561.00.241
600	140 x 567 x 500	407335	561.00.240
800	140 x 767 x 500	407336	561.00.244
900	140 x 867 x 500	407337	561.00.243

Note: Drawers pack include panels and hardware set for one drawer. Reference images show multiple drawer packs installed into cabinet.



Cabinet Lighting Kitset Range

Bring your space to life with light.

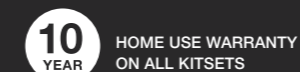


DIY Lighting is just 3 easy steps away.

Installation of these lighting kits in your home does not require certification from an electrician. You may like to call upon your cabinet maker for mounting of downlights.

- 1. Install** Install the lights and driver into your desired cabinet.
- 2. Connect** Connect the switch and light leads to the driver.
- 3. Go!** Insert the mains lead then activate the switch to go!

All you need to install is a hand-held power drill, 55mm boring drillbit, 8mm drill bit, and a Phillips screwdriver.



For further assistance please see a friendly staff member in the kitchen showroom. Lighting design available.

Choose your zone.



Each **kitset pack** is designed specifically to suit the intended installation space, with the appropriate IP rating and downlight temperature (cool vs warm light). With these important lighting decisions having already been made inside a kitset pack that contains everything you need, **installing at home is easy**, just **install in your space, connect the parts and go!**



- KITCHEN
- LAUNDRY
- LIVING
- BATHROOM



LED STRIP LIGHTING KIT

- > Available in warm white + cool white light temperature, 12V output
- > Choose task lighting suitable for preparation areas / Ambient Light
- > IP20 rated
- > LED strip can be trimmed to size (at 50mm intervals)
- > Everything you need is included in this pack (exc install tools)
- > Optional profile casing available (sold separately)

Version	SKU.	Art. No.
Warm White	378566	498.53.019
Cool White	378567	498.53.013

Pack Contains: 1 x 5m Strip Light Roll, 1 x 40W Driver, 1 x Mains Lead, 1 x Inline Switch Housing, 1 x Push Switch, 2 x Strip Connecting Lead, 1 x 50mm Connecting Lead, 2 x Clip Connector (corner)

HÄFELEHOME

732.40.200 DESIGNER RANGE ACCESSORIES / V4 03.2026

Häfele New Zealand Ltd.

Auckland 16 Accent Drive, East Tamaki | Residium Design + Building Centre, 165 The Strand, Parnell

Wellington The Wool Store, Level 1 262 Thorndon Quay

Christchurch 12 Sir James Wattie Drive, Hornby South, Sockburn

0800 442 335 | sales@hafele.co.nz | www.hafelehome.co.nz